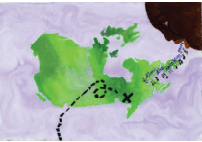









Baby Steps To Freedom

Role Playing and Journal Writing

Your teacher will put you into appropriate small groups and assign you one of the scenes listed below, create the scene using as many characters as you have in your group. Perform your scene with your group for your classmates. It may be necessary to include imaginary people to properly act out the scene.

Write journal entries explaining and describing how you think the person you portrayed would have felt in that scene. Write a minimum of three journal entries for your character, each entry to be at least one paragraph.

Baby Steps to Freedom scenes	Required Persons
	<p>The Riley's decision to run and packing up to begin the journey to freedom (3) Catherine Riley, Isaac Riley, master's relative</p>
	<p>Gathering food and seeking directions during the journey to freedom (3) Catherine Riley, Isaac Riley, man who helped fugitives hide</p>
	<p>The decision made by Mr. & Mrs. Riley to relocate to St. Catharines from Windsor (3) Catherine Riley, Isaac Riley, boss in Michigan</p>
	<p>Mr. Riley learns about the settlement being started by Rev. King and the Riley's decision to relocate their family (4) Catherine Riley, Isaac Riley, John Riley, Jerome Riley</p>
	<p>The day Rev. King arrived at the Buxton Settlement with his slaves and everyone becomes acquainted (7) Catherine Riley, Isaac Riley, John Riley, Rev. King, Old Stephen, Eliza, Peter</p>
	<p>Building a community —raising cabins and clearing land (7) Catherine Riley, Isaac Riley, John Riley, Rev. King, Old Stephen, Eliza, Peter</p>
	<p>Receiving the Liberty Bell and the policies regarding its use in Buxton (4) Catherine Riley, Isaac Riley, John Riley, Rev. King</p>
	<p>Men snooping in the cabins at Buxton while families are away from their homes (4) Catherine Riley, Isaac Riley, John Riley, man snooping in window</p>